

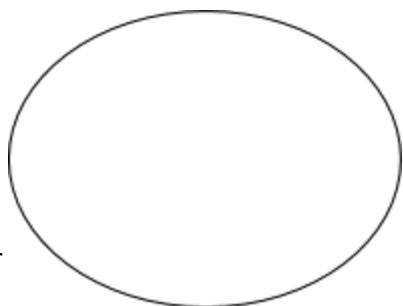
## Microscope Answer Sheet

4. Complete the chart below.

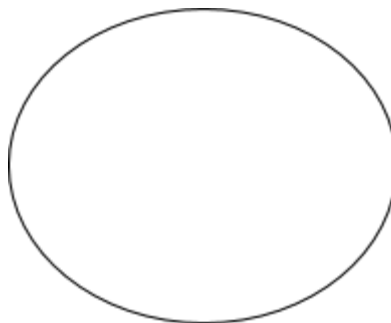
1		
2		
3		
4		
5		
6		
7		
8	Mirror	
9		
10		
11		
12		
13	Inclination Joint	

### Part III. Preparing a wet mount (e)

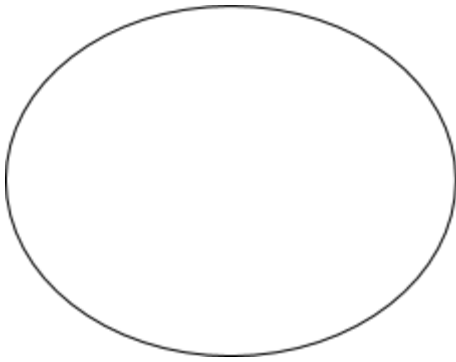
Low Power



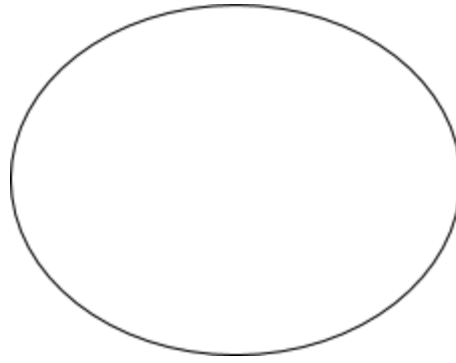
High Power



## Colored Threads



Low Power



High Power

## Determining Total Magnification

1. Low power = \_\_\_\_\_

2. High Power = \_\_\_\_\_

## Conclusion Questions

1. \_\_\_\_\_  
\_\_\_\_\_

2. \_\_\_\_\_  
\_\_\_\_\_

3. \_\_\_\_\_  
\_\_\_\_\_

4. \_\_\_\_\_  
\_\_\_\_\_

5. A \_\_\_\_\_  
B \_\_\_\_\_

6. \_\_\_\_\_  
\_\_\_\_\_

7. \_\_\_\_\_  
\_\_\_\_\_

8. \_\_\_\_\_  
\_\_\_\_\_